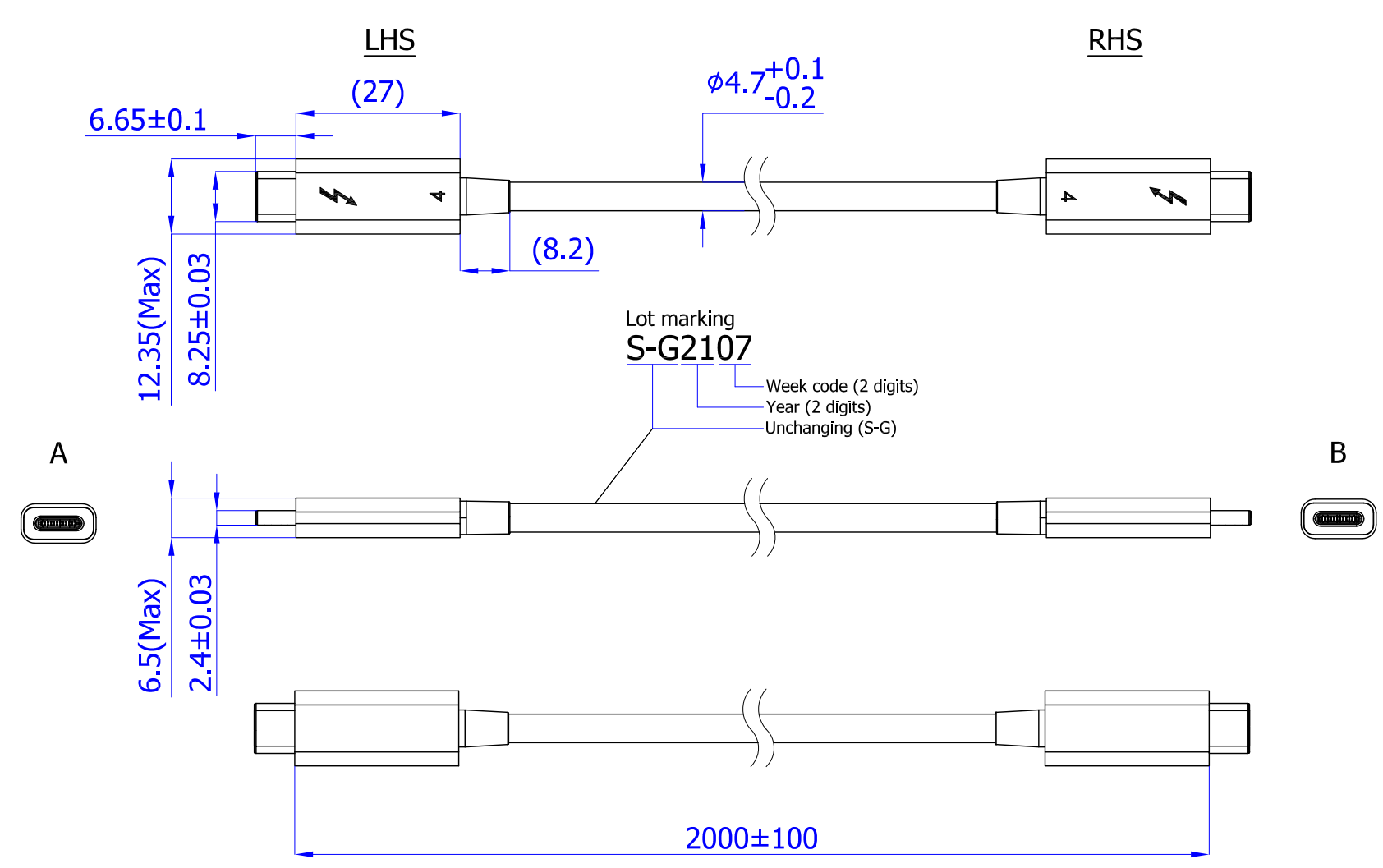


REV.	DATE	REVISER	DESCRIPTION
0.0	Mar.31,2021	Y.Zhu	Initial released

A

A



Pin assignment diagram

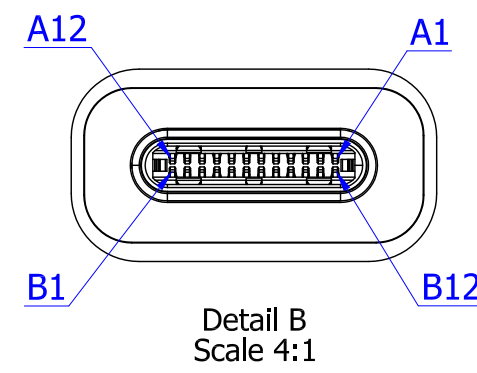
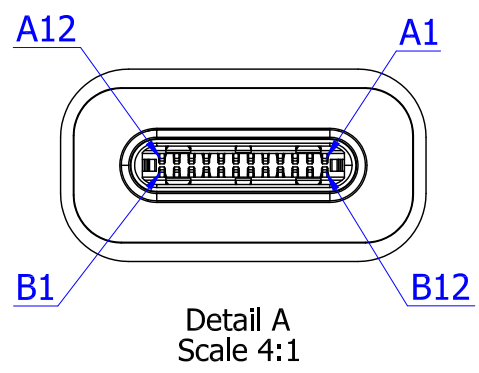
Pin Number (LHS)	Signal Name	Cable Connection	Signal Name	Pin Number (RHS)
A1,B1,A12,B12 Shell	GND	<----->	GND	A1,B1,A12,B12 Shell
A4,B4,A9,B9	Vbus	<----->	Vbus	A4,B4,A9,B9
A2	Txp1	<----->	RXp1	B11
A3	Txn1	<----->	RXn1	B10
A5	CC	<----->	CC	A5
A6	Dp	<----->	Dp	A6
A7	Dn	<----->	Dn	A7
A8	SBU1	<----->	SBU2	B8
A10	RXn2	<----->	TXn2	B3
A11	RXp2	<----->	TXp2	B2

B

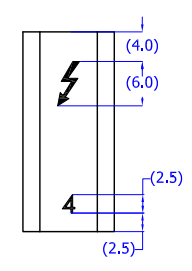
B

C

C



Boot Logo



Item No.	Cable				VBUS Power	USB Specification
	Color	D(mm)	L(mm)	T(mm)		
11.02.9047	Black	4.6	1.5	0.03	100W (20V5A)	TBT4 40G with E-mark and Active IC
11.02.9048			2			

Product Name	ROLINE Thunderbolt™ 4 Active Cable, 40G, 100W, Black	
Drawing Date	Product No.	11.02.9047/11.02.9048
2023-7-19		



D

D