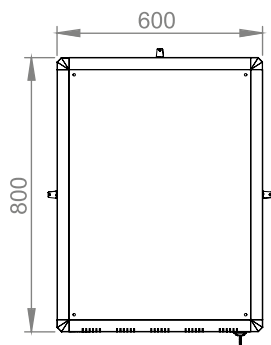

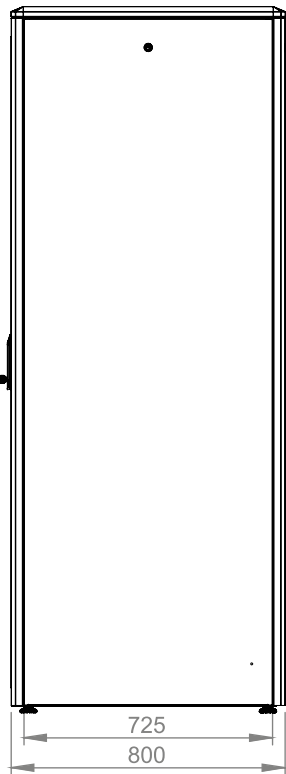
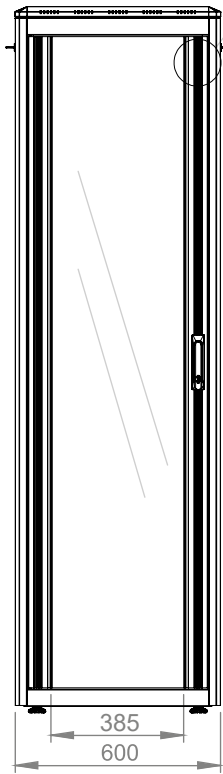
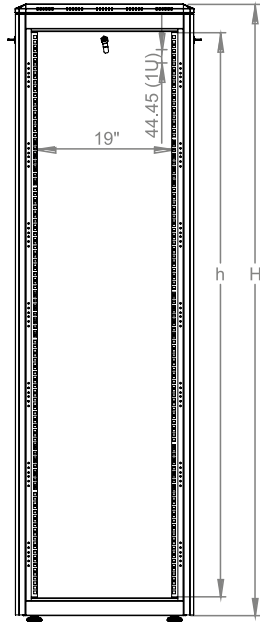
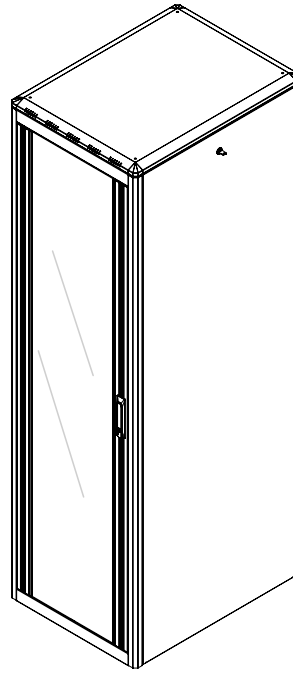


Detail view

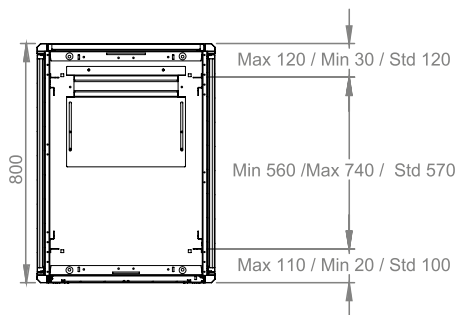
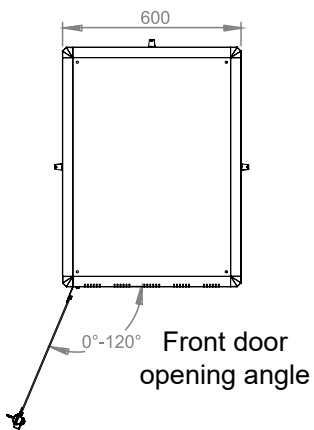




Dimensions in width and height



Isometric view



Max/std/min equipment mounting distance

	h	H
12U	533 mm	720 mm
16U	711 mm	898 mm
20U	889 mm	1076 mm
22U	978 mm	1164 mm
26U	1155 mm	1342 mm
32U	1422 mm	1609 mm
36U	1600 mm	1787 mm
39U	1733 mm	1920 mm
42U	1867 mm	2053 mm
45U	2000 mm	2187 mm
47U	2089 mm	2276 mm